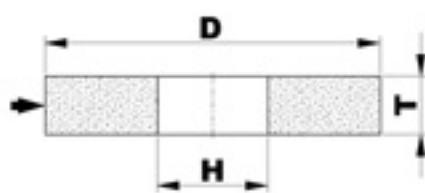


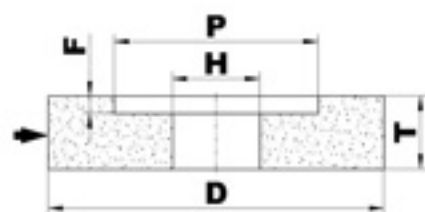
MOLA A DISCO PER RETTIFICA AD ALBERO ORIZZONTALE

T1 MOLA A DISCO



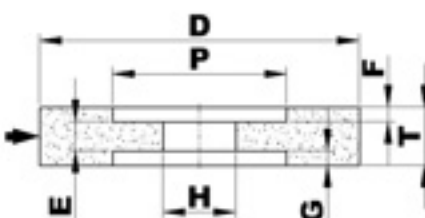
FORME E DIMENSIONI			
FORMA	D	T	H
T1	150	20	31,75 - 32
	180	6-8-10-13-16-20	31,75 - 32
	200	6-8-10-13-16-20	31,75 - 32
	225	20	50,8
	250	25	76,2
	300	25-32-40	76,2 - 127
	350	32-40-50	127
	400	40-50-60-76	127

T5 MOLA CON UN INCAVO CILINDRICO



FORME E DIMENSIONI					
FORMA	D	T	H	P	F
T5	180	20	31,75 - 32	100	6
	200	25	31,75 - 32	110	10
	225	25	50,8	110	10
	250	32	76,2	125	12
	300	40	127	190	13
	300	50	127	190	13
	350	50	127	210	10
	400	50	127	210	10

T7 MOLA CON DUE INCAVI CILINDRICI



FORME E DIMENSIONI						
FORMA	D	T	H	P	F	G
T7	300	50	76,2	155	10	10
	300	50	127	155	10	10
	350	50	127	210	10	10
	400	60	127	210	10	10
	400	76	127	210	20	10